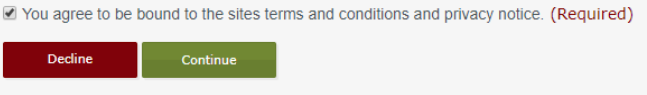



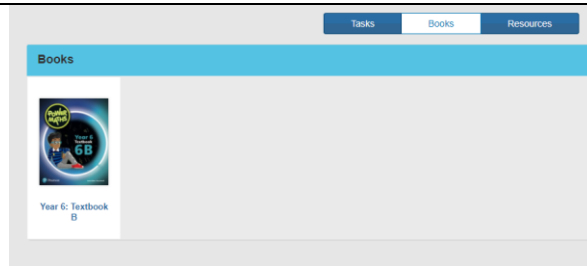
User Guide for accessing Power Maths and White Rose for home learning.

If you are accessing these resources from a laptop or desk top please Use Power Maths, with the White Rose video to support learning.

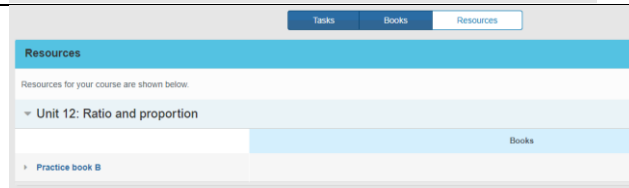
If you accessing these resources from a mobile phone or tablet, please use White Rose resources as Power Maths does not open correctly on a tablet.

<p>Choose the relevant year group link for your child.</p>	<p>Year 1: https://preview.pearsonactivelearn.com/PowerMathsYear1</p> <p>Year 2: https://preview.pearsonactivelearn.com/PowerMathsYear2</p> <p>Year 3: https://preview.pearsonactivelearn.com/PowerMathsYear3</p>	<p>Year 4: https://preview.pearsonactivelearn.com/PowerMathsYear4</p> <p>Year 5: https://preview.pearsonactivelearn.com/PowerMathsYear5</p> <p>Year 6: https://preview.pearsonactivelearn.com/PowerMathsYear6</p>
<p>The link will bring you the page with the user agreement on. Read through the user agreement and tick the box at the bottom to agree to it before clicking on 'continue.'</p>		
<p>You will then be directed to a screen that looks like this. By clicking on 'open book' you will open the text book. This is the 'teaching' part of the lesson.</p> <p>By clicking on 'Power Maths Year_' you will be taken to the image below.</p>		

From this page, click on resources.

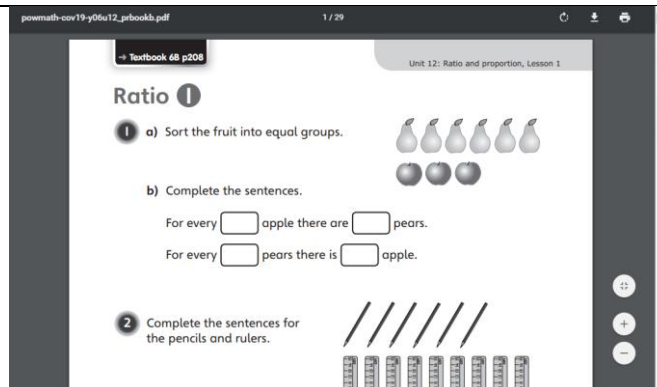


You are then able to select 'Practice Book B' which will open the relevant set of questions for the unit you are working on. You open the questions by clicking on 'start'



For years one and two there are also videos to support the learning. These are currently not available for Key Stage two. When they are they will automatically appear on this screen.

The Practice Book pages will look similar to this. They can be downloaded and printed, or they can be looked at online and answered on a piece of paper.



How to use the textbook. There are four pages in the text book for each lesson. The first page is the




‘Discover’ page. This has a picture and some questions to answer based on the picture. Talk about this together. You can click on this tab to make it a single page view.

This will mean that you can’t see the answers to the ‘Discover’ page while you are discussing it! The ‘Share’ page has the answers to the ‘Discover’ page and also shows you the methods that are needed to solve the questions in the book.

The ‘Think Together’ and ‘Challenge’ give you an opportunity to practice these

How to use this book

These pages make sure we're ready for the unit ahead. Find out what we'll be learning and brush up on your skills!



Discover

Lessons start with Discover.

Here, we explore new maths problems. Can you work out how to find the answer?



Don't be afraid to make mistakes. Learn from them and try again!



Share

Next, we share our ideas with the class. Did we all solve the problems the same way? What ideas can you try?



Think together

Then we have a go at some more problems together. Use what you have just learnt to help you. We'll try a challenge too!



This tells you which page to go to in your Practice Book.



At the end of each unit there's an End of unit check. This is our chance to show how much we have learnt.



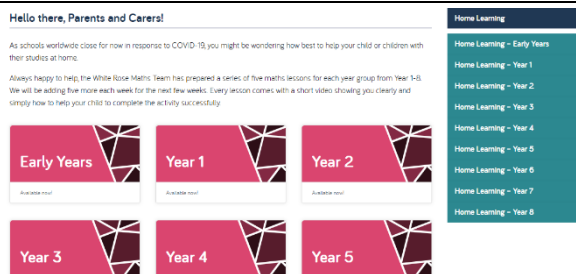
methods together before starting the questions in the practice book.

White Rose

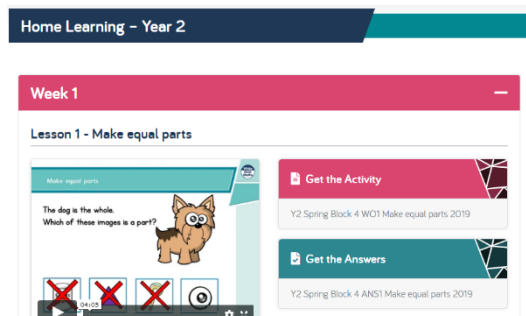
Additional support and questions can be found on the 'White Rose Home Learning' page. The page can be found by clicking on the link.

<https://whiterosemaths.com/homelearning/>

The link will take you to this page. Select the relevant year group for your child.



The lessons in this section correspond to the work being done in each Power Maths lesson. Week one will be the start of the Power Maths unit. For each lesson, there is a video to explain the learning and then there are questions and an answer sheet available. This video could be used as a resource to



help explain
the learning
in the Power
Maths lesson
to your child.

It is **not**
expected that
children
complete
both Power
Maths and
White Rose.
We have
shared both
to allow you
the
opportunity
to see the
White Rose
videos!